

SCHÖNOX[®] ROLL AND GO[™]

Product data sheet **10.67**

Rollable Acrylic Adhesive for Luxury Vinyl Tiles

suitable for bonding of luxury vinyl tiles (LVT) on suitable substrates in interior areas.

Product characteristics

- EMICODE EC 1^{PLUS}: very low emission
- for interior use only
- solvent free
- long open time
- high coverage
- to be applied with SCHÖNOX ROLL AND GO[™] ROLLER
- upright application
- easy to apply
- low odor
- can take immediate loading
- suitable on underfloor heating systems
- suitable on all SCHÖNOX floor leveling compounds, preferably SCHÖNOX AP
- conforms with MED 96/98/EC

Applications

SCHÖNOX ROLL AND GO[™] is suitable for bonding of:

- Luxury Vinyl in Sheets and Tiles following the list of approved LVTs (available on Internet) on SCHÖNOX self leveling compounds or smooth, porous concrete in residential and commercial areas.

Requirements of substrate

- Before using SCHÖNOX ROLL AND GO[™] prime the thoroughly dried SCHÖNOX self leveling compound (preferably SCHÖNOX AP) or smooth, porous concrete with SCHÖNOX KH FIX following the referring product data sheet.
- Subfloors must be smooth, sound, clean, dry and free of any contaminants which may hinder adhesion.
- Surface treatments or any "friable" areas of the subfloor must be mechanically removed and the subfloor repaired with SCHÖNOX underlayments as required.
- To ensure an ideal, dust-free surface, vacuum the substrate properly using an industrial vacuum cleaner.
- With subsequent laying of floor coverings on cementitious substrates, where moisture readings are above 85% RH or 6 lbs./1000 sq.ft./24hrs. then application of SCHÖNOX SDG, SCHÖNOX MR 18 or SCHÖNOX EPA may be used to suppress residual moisture (see data sheet). Always follow the directions of the floor covering manufacturer regarding the maximum allowable moisture content and test the substrate prior to installing SCHÖNOX ROLL AND GO[™].
- Gypsum screeds should always be dry. Do not use moisture mitigation systems on

gypsum substrates.

- Old water-soluble adhesives should be removed completely, old water-resistant adhesives should be mechanically removed as far as possible. The complete mechanical removal of cutback (i.e. grinding, sanding, blasting) can be hazardous as old cutback adhesive may contain asbestos. Do not sand or grind adhesive residue. Harmful dust may result. Inhalation of asbestos dust may cause asbestosis or other serious bodily harm. Please consult the adhesive manufacturer and all applicable government agencies for rules and regulations concerning the removal of flooring and adhesives that contain asbestos. Prime remaining adhesive residues accordingly.
- Follow the technical product information of the LVT manufacturers regarding specific substrate requirements for their coverings.
- All slabs on or below grade level must be known to have an intact vapor retarder directly beneath the concrete in conformance to the relevant standards. If in doubt, please contact our SCHÖNOX representative for further advise.
- Old, suitable and well fitted coverings should be thoroughly cleaned, sanded, primed and leveled with SCHÖNOX AP.
- The requirements of the relevant valid standards, guidelines and data sheets apply.

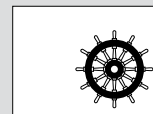
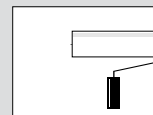

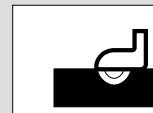
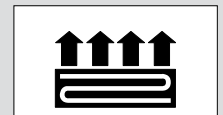
Recommended method of working

- SCHÖNOX ROLL AND GO[™] is stirred before use.
- Coverings to be bonded with SCHÖNOX ROLL AND GO[™] should be conditioned, unstressed and in a flat position.
- Apply SCHÖNOX ROLL AND GO[™] with the SCHÖNOX ROLL AND GO[™] ROLLER evenly on the substrate avoiding pools of adhesive.
- After fitting the LVT without any bubbles, roll the covering using a metal roller. A second rolling should be done if required at a later stage.
- Trafficking, loading and polishing of coverings bonded with SCHÖNOX ROLL AND GO[™] can be done immediately.
- The replacement of planks/tiles is possible without further substrate preparation using SCHÖNOX ROLL AND GO[™]. Replacements are done using the contact method first applying SCHÖNOX ROLL AND GO[™] on the backing of the new LVT. After drying

Technical data

- Basis: acrylic dispersion with bonding additives
- Color: light green
- Density: 1.0 kg/l
- storage temperature: not below 41 °F
- floor temperature: not below 51 °F
- coverage: - approx. 540 sq.ft. per 1.06 gal. unit (as part of the SCHÖNOX ROLL AND GO-Set)
- approx. 1,380 sq.ft. per 2.7 gal. unit
- approx. 2,025 sq.ft. per 3.96 gal. unit
- waiting time: approx. 10-15 min
- open time: approx. 2 hours
- drying time: none, immediately loadable
- final strength: after approx. 72 hours

All values are approximate, are subject to local climatic fluctuations based upon conditions at 70°F with atmosphere of less than 65 % relative humidity following the recommended mixing ratio. Do not install underlayment or topping before the substrate has dried thoroughly.



SCHÖNOX[®]

SCHÖNOX[®] ROLL AND GO[™]

Product data sheet **10.67**

to transparency press the covering to the substrate covered with SCHÖNOX ROLL AND GO[™].

- Remove fresh securing spots by using soapy water, dried spots clean with SCHÖNOX FIX CLEAN.
- Limited suitability in heavy loaded areas (humidity, temperature) as conservatories. Contact us for further advice.

Packaging

- 1.06 gallons in plastic container as part of the SCHÖNOX ROLL AND GO[™]-SET:

1 SCHÖNOX ROLL AND GO[™] 4 kg/1.06 gal.
1 SCHÖNOX ROLL AND GO[™] ROLLER
2 SCHÖNOX KH FIX 1 kg/0.25 gal.
1 SCHÖNOX KH FIX ROLLER
1 SCHÖNOX HANDLE
1 SCHÖNOX TRAY

- 2.7 gallons in plastic container
- 3.96 gallons in plastic container

Storage

- Store in cool, frost-free conditions.
- Shelf life: 1 year unopened.
- Containers that have been opened should be closed immediately.
- Remove any skin that has formed, do not stir in.

Disposal

- Empty containers and dispose of in accordance with federal, state and local waste disposal regulations.

VOC Content

- 0g/l (calculated), SCAQMD 1168

LEED

May help contribute to LEED certification of projects in the categories:

- EQc2
Low-Emitting Materials – 1 to 3 points

Precautions

- Follow the product data sheets for the SCHÖNOX supplementary products mentioned and used.
- If in doubt, please obtain further manufacturer's information or test in a small area.
- Ensure good ventilation during and after application and drying.
- Clean tools with soap and water immediately after use.
- Avoid eating, drinking or smoking while processing this product.
- In case of contact with eyes or skin rinse immediately with plenty of water. Close container after each use. Do not reuse container. Do not flush adhesive down drains, sewers or waterways. KEEP OUT OF REACH OF CHILDREN. Carefully read and

follow all cautions and warnings on product label. For complete safety information, please refer to the Material Safety Data Sheet, or visit our website at www.schonox.us.

- Product contains: Polyacrylate dispersion, Additives / Preservatives: Benz and methylisothiazolinone. For information for allergic people, please call at +49 170 2255126

Limitation of Liability

To the best of our knowledge, the technical data contained herein are true and accurate at the date of issuance but are subject to change without prior notice. We guarantee our product to conform to the specifications contained herein. We make no other warranty or guarantee of any kind, express or implied, including merchantability and fitness for particular purpose. Liability, if any, is limited to replacement of the product or refund of the purchase price. Labor or cost of labor and other consequential damages are hereby excluded. SCHÖNOX does not authorize anyone, including SCHÖNOX Representatives, to make any statements which supersede, modify or supplement the information provided on its printed literature or package labels without written confirmation.

The applicable recommendations, guidelines, regulations and safety data sheets are to be observed, together with the recognized architectural and engineering regulations. We guarantee that our products leave the factory in perfect condition. While our recommendations for use are based on tests and practical experience, they can only provide general guidance without any assurance as to product characteristics, since we have no influence over the conditions on site, the execution of the work or the method of processing. This product data sheet supersedes all previous editions.



The SCHÖNOX management system is certified to ISO 9001 and 14001 by DQS.

SCHÖNOX GmbH

P.O. Box 11 40
D-48720 Rosendahl/Germany
Phone +49 (0) 2547-910-0
Fax +49 (0) 2547-910-101
E-Mail info@schonox.de
<http://www.schonox.us>

In North America provided by:

HPS North America, Inc
Phone: 256.246.0345
Fax: 256.246.0346
Email: info@hpsubfloors.com
<http://www.hpsubfloors.com>

