

SCHÖNOX[®]

MSP CLASSIC

Product data sheet **10.77**

Universal Wood Floor Adhesive for all kinds of wood flooring products.

suitable for bonding all types of wood flooring on porous and nonporous substrates in interior areas as well as in rooms with expected fluctuations in room climate.

Product characteristics

- EMICODE EC 1^{PLUS} R: very low emission, regulated
- no priming required on most substrates
- easy to apply
- for interior use only
- solvent and water free
- suitable on underfloor heating systems
- low odor
- ready for use, no mixing required
- no waiting time
- long working time

Applications

SCHÖNOX MSP CLASSIC is suitable for bonding:

- block wood flooring
 - oily types of wood (e.g. Teak, Brazilian, Mahogany, Walnut, Wenge)
 - solid strip and plank wood flooring
 - woodblock
 - engineered wood flooring
 - solid hard wood flooring
 - multilayer bamboo flooring
- on all suitable porous and non-porous substrates in interior areas.

Requirements of substrate

- Subfloors must be smooth, sound, clean, dry and free of any contaminants which may hinder adhesion.
- Surface treatments or any "friable" areas of the subfloor must be mechanically removed and the subfloor repaired with SCHÖNOX leveling compounds as required.
- Old water-soluble adhesives should be removed completely, old water-resistant adhesives should be mechanically removed as far back as possible. The complete mechanical removal of cutback (i.e. grinding, sanding, blasting) can be hazardous as old cutback adhesive may contain asbestos. Do not sand or grind adhesive residue. Harmful dust may result. Inhalation of asbestos dust may cause asbestosis or other serious bodily harm. Please consult the adhesive manufacturer and all applicable government agencies for rules and regulations concerning the removal of flooring and adhesives that contain asbestos. Prime remaining adhesive residues accordingly.
- All slabs on or below grade level must be known to have an intact vapor retarder directly beneath the concrete in conformance to the relevant standards.

If in doubt, please contact our SCHÖNOX representative for further advise.

- With subsequent laying of floor coverings on cementitious substrates, where moisture readings are above 85%RH or 6 lbs./1000 sq.ft./24 hrs. then application of SCHÖNOX SDG, SCHÖNOX MR 18 or SCHÖNOX EPA may be used to suppress residual moisture (see data sheet). Always follow the directions of the floor covering manufacturer regarding the maximum allowable substrate moisture content and test the substrate prior to installing SCHÖNOX MSP CLASSIC.
- Gypsum screeds should always be dry. Do not use moisture mitigation systems on gypsum substrates.
- Sound, flat surfaces are achieved by using SCHÖNOX ZM, SCHÖNOX AP, SCHÖNOX ZM RAPID, SCHÖNOX APF (above 1/8" layer-thickness) or SCHÖNOX US (above 1/4" layer-thickness).
- Refer to the wood flooring manufacturer's technical product information for wood flooring substrate requirements.
- The substrate does not need to be primed beforehand.
- The requirements of the relevant valid standards, guidelines and data sheets apply.

Recommended method of working

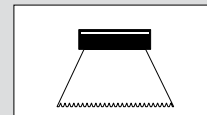
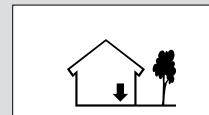

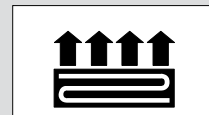
- Wood floor that is bonded with SCHÖNOX MSP CLASSIC should be conditioned and requires a wood humidity following the relevant ASTM standards .
- Apply the adhesive evenly on the substrate with a notch trowel. Limit adhesive application to area that the flooring material can be installed within approx. 45 minutes.
- Lay flooring directly into the adhesive bed with light twisting movement, tap it firmly and if necessary weigh it down. Ensure adequate amount of adhesive is applied.
- The distance from the wall of the wood flooring material to be laid should be at least equal to the material strength. If dimensional changes in the wood are expected, the distance from structures should be increased accordingly.
- Sand and seal only after the adhesive is fully cured.
- When laying wood flooring without tongue and grooving, please ensure complete adequate adhesive application is applied by choosing a suitable notch trowel. Take

Technical data

- basis: SMP (silan modified polymer)
- color: beige
- density: 1.55 kg/l
- storage temperature: not below 41 °F
- working temperature: not below 59 °F floor temperature, not above 65% relative air humidity
- coverage
1/16"x1/16"x1/16" notch trowel:
220 sq. ft. per unit
1/8"x1/8"x1/16" notch trowel:
170 sq. ft. per unit
- waiting time: none
- skin formation: after approx. 30 min
- open time: approx. 45 min
- drying time: approx. 24 hours
- final strength: after approx. 72 hours
- wood can be ready for working: after 24 to 48 hours*

All values are approximate, are subject to local climatic fluctuations based upon conditions at 70°F with atmosphere of less than 65 % relative humidity following the recommended mixing ratio. Do not install underlayment or topping before the substrate has dried thoroughly.

* if ratio of wood humidity can be matched to air humidity of object.



SCHÖNOX[®]

SCHÖNOX[®] MSP CLASSIC

Product data sheet **10.77**

special care to ensure the end of planks have adequate amount of adhesive to prevent planks from moving on the elastic ridge. After laying, roll the flooring if necessary.

- Cover the adhesive with a plastic sheet after partial removal to stop adhesive from hardening. Remove any skin formed prior to next use. Do not mix it in.
- Wipe off impurities on sealed surfaces immediately and remove residual bloom with a suitable cleaning agent.
- Follow the instructions of the wood floor manufacturer. If in doubt, we recommend testing in a small area.

Packaging

- 2.7 gallons in plastic pail

Storage

- Store in cool, frost-free conditions.
- Shelf life: 6 months unopened.
- Remove any skin that has formed, do not stir in.

Disposal

- Empty containers of all drops and dispose of in accordance with federal, state and local waste disposal regulations.

VOC Content

- 0g/l (calculated), SCAQMD 1168

LEED

May help contribute to LEED certification of projects in the categories:

- EQc2
Low-Emitting Materials – 1 to 3 points

Precautions

- Follow the product data sheets for the SCHÖNOX supplementary products recommended for use.
- If in doubt, please obtain further manufacturer's information or test in a small area.
- Avoid eye and skin contact. Close container after each use. Do not reuse container. Do not flush adhesive down drains, sewers or waterways. KEEP OUT OF REACH OF CHILDREN. Carefully read and follow all cautions and warnings on product label. For complete safety information, please refer to the Material Safety Data Sheet, or visit our website at www.schonox.us.

Limitation of Liability

To the best of our knowledge, the technical data contained herein are true and accurate at the date of issuance but are subject to change without prior notice. We guarantee our product to conform to the specifications contained herein. We make no other warranty or guarantee of any kind, express or implied, including merchantability and fitness for

particular purpose. Liability, if any, is limited to replacement of the product or refund of the purchase price. Labor or cost of labor and other consequential damages are hereby excluded. SCHÖNOX does not authorize anyone, including SCHÖNOX Representatives, to make any statements which supersede, modify or supplement the information provided on its printed literature or package labels without written confirmation.

The applicable recommendations, guidelines, regulations and safety data sheets are to be observed, together with the recognized architectural and engineering regulations. We guarantee that our products leave the factory in perfect condition. While our recommendations for use are based on tests and practical experience, they can only provide general guidance without any assurance as to product characteristics, since we have no influence over the conditions on site, the execution of the work or the method of processing. This product data sheet supersedes all previous editions.



The SCHÖNOX management system is certified to ISO 9001 and 14001 by DQS.

SCHÖNOX GmbH

P.O. Box 11 40
D-48720 Rosendahl/Germany
Phone +49 (0) 2547-910-0
Fax +49 (0) 2547-910-101
E-Mail info@schoenox.de
<http://www.schonox.us>

In North America provided by:

HPS North America, Inc
Phone: 256.246.0345
Fax: 256.246.0346
Email: info@hpsubfloors.com
<http://www.hpsubfloors.com>

 **SCHÖNOX[®]**